



COMPASSIONATE CITIZENSHIP PROGRAM

Lecture on Introduction to Social Science Research

Framework Provided By

Mr. Harinder Mekala with Inputs from Dr. Ritesh Khunyakari Dr. Satyam Sunkari,
Dr. Shika Takkar & Dr. Srinivas Suriseti,

Pilot Project By

COVA
Peace Network

In Collaboration With SCERT (Telangana State)

Introduction to Basic Methods of Social Sciences

2

We will learn about...



Slide 2

MAK3

Third box's contents change from "Skills & Techniques" to "Data Collection"

Moinuddin Ali Khan, 24-10-2022

1. Social Science Research

Why Social Science Research?

- Understanding Social Reality and Problems
- Offering solutions to Social Problems
- Societal Development
- Social Planning and Prediction
- Welfare of the Society
- Understand dynamics of Social Institutions and Phenomena

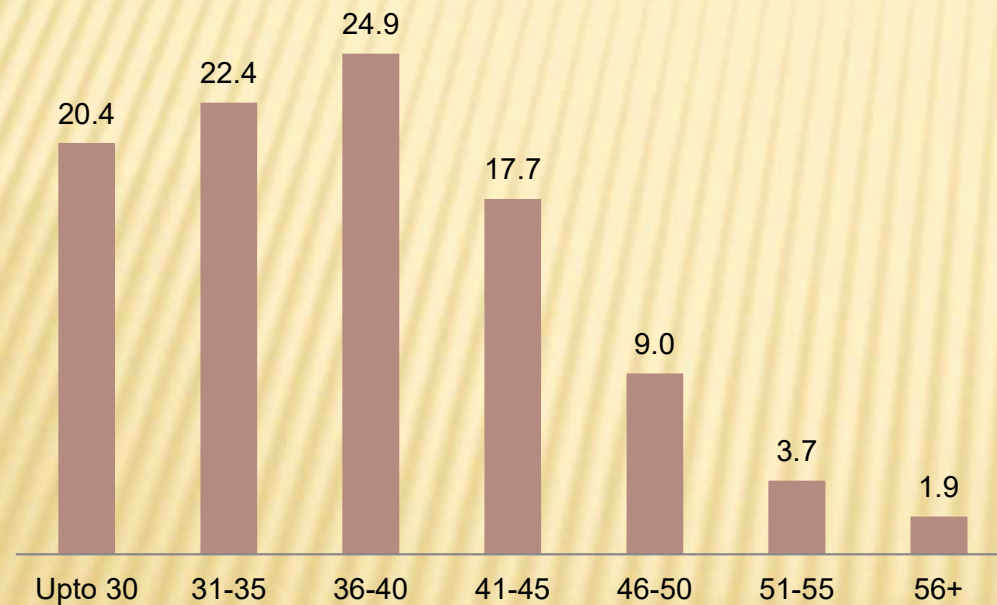
2. Research Methods: Qualitative and Quantitative

Introduction to Basic Methods of Social Sciences

TWO TYPES OF DATA

1. QUANTITATIVE

Examples: Questionnaire, Interviews



1, QUALITATIVE

Examples: Observation, Interviews, Transect Walk, FGDs)



Introduction to Basic Methods of Social Sciences

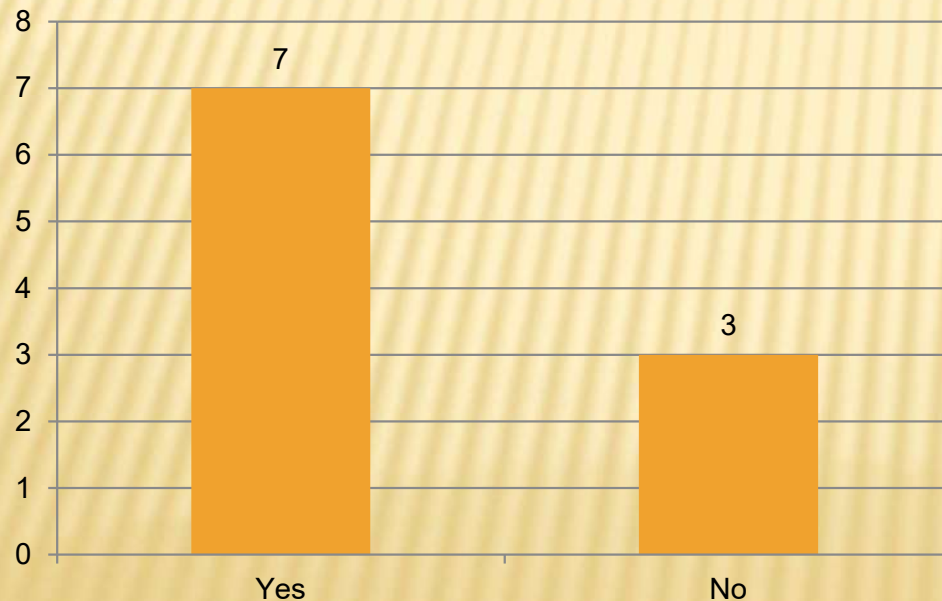
Example - Quantitative

Should the plastic bags be used?

Question 1

If yes – 7

If No – 3



Example: Qualitative:

What are your thoughts on the use of plastic bags?

Person 1

“Plastic use is very bad habit. So we should not use plastic and we have to bring alternative to plastic bags”

It was observed in this interview that people are aware of bad results of plastic usage

3. Data Collection

Introduction to Basic Methods of Social Sciences

METHODS OF DATA COLLECTION

OBSERVATION

TRANSECT
WALK

FOCUS GROUP
DISCUSSIONS

INTERVIEWS



Introduction to Basic Methods of Social Sciences

Process of Data Collection

1. Prepare the instrument
2. Implement in the field: Dos and Don'ts
3. Follow up after data collection
4. Analysis and reporting

Introduction to Basic Methods of Social Sciences

Preparing a Questionnaire

Part I

- Name
- Age
- Gender
- Address
- Education
- Profession

Part II

- On your specific Topic

Introduction to Basic Methods of Social Sciences

Example of open-ended questions

Environment: Plastic Usage

1. List 5 ways in which people use plastic?
2. Why do you think people use so much of plastic in their daily life?
3. Why is it harmful to use plastic in daily life?
4. Plastic items are cheaper in comparison to other items. How can we increase an awareness of about plastic not being environment friendly?
5. What are a few measures that you adopt to avoid the use of plastic in your home and workplace?

Introduction to Basic Methods of Social Sciences

Example of closed ended questions

Environment: Plastic Usage

1. How often do you carry a bag when going to the market:
(a) Always (b) Sometimes (c) Never
2. Do you use a plastic bag to store vegetables or any other materials in your kitchen?
3. Which are the places where you pay for the plastic bag when you buy groceries?
(a) Street vendor (b) Mall (c) Local grocery store (d) Any other
4. What do you do with the plastic bag after you have used it?
(a) Do you throw it?
(b) How many times do you re-use it?
(c) What do you reuse the plastic bag for?
5. Which bag do you find better - plastic or cloth bag and why?

Introduction to Basic Methods of Social Sciences

The background features a vibrant pink upper section and a white lower section. Three overlapping circles with purple centers and white outlines are arranged in a cluster. Wavy lines in white and blue sweep across the scene, adding a sense of motion and connectivity.

DOs & DONTs in **DATA COLLECTION**

Introduction to Basic Methods of Social Sciences

1. Have no distractions



PREPERATION for INTERVIEW



8. Ask for permission to record



2. Explain interview purpose

7. Ask if they have questions



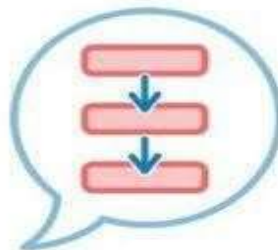
3. Address terms of confidentiality



6. Explain how to get in touch



4. Explain interview format



5. Indicate interview duration



Introduction to Basic Methods of Social Sciences

CONDUCTING *THE* INTERVIEW



1. Check if recorder is working



2. Ask one question at a time



3. Remain neutral



4. Encourage responses



5. Be careful with note taking



6. Provide transition between topics



7. Don't lose control of the interview



Introduction to Basic Methods of Social Sciences

Points to Remember

- Make an appointment or request & schedule within time limit
- **Authorisation Letters:** Before starting Interview show the Authorisation Letter for you given by your School or Organisation and explain the purpose of the Study and the need for Interviews
- Be prompt and be prepared with careful questions
- Listen attentively—it is the art of Interview (let people open up)
- Be flexible and allow the person to express freely
- If a question goes unanswered, go on to the next question

Be Prepared for Non Cooperation

- Some people may not agree to give interview or ask why you are doing the interview- what benefit they will get etc.
- Try to explain to them.
- If still they do not cooperate, thank and move on

Make notes immediately after the interview

Using Google Search as a Research Tool

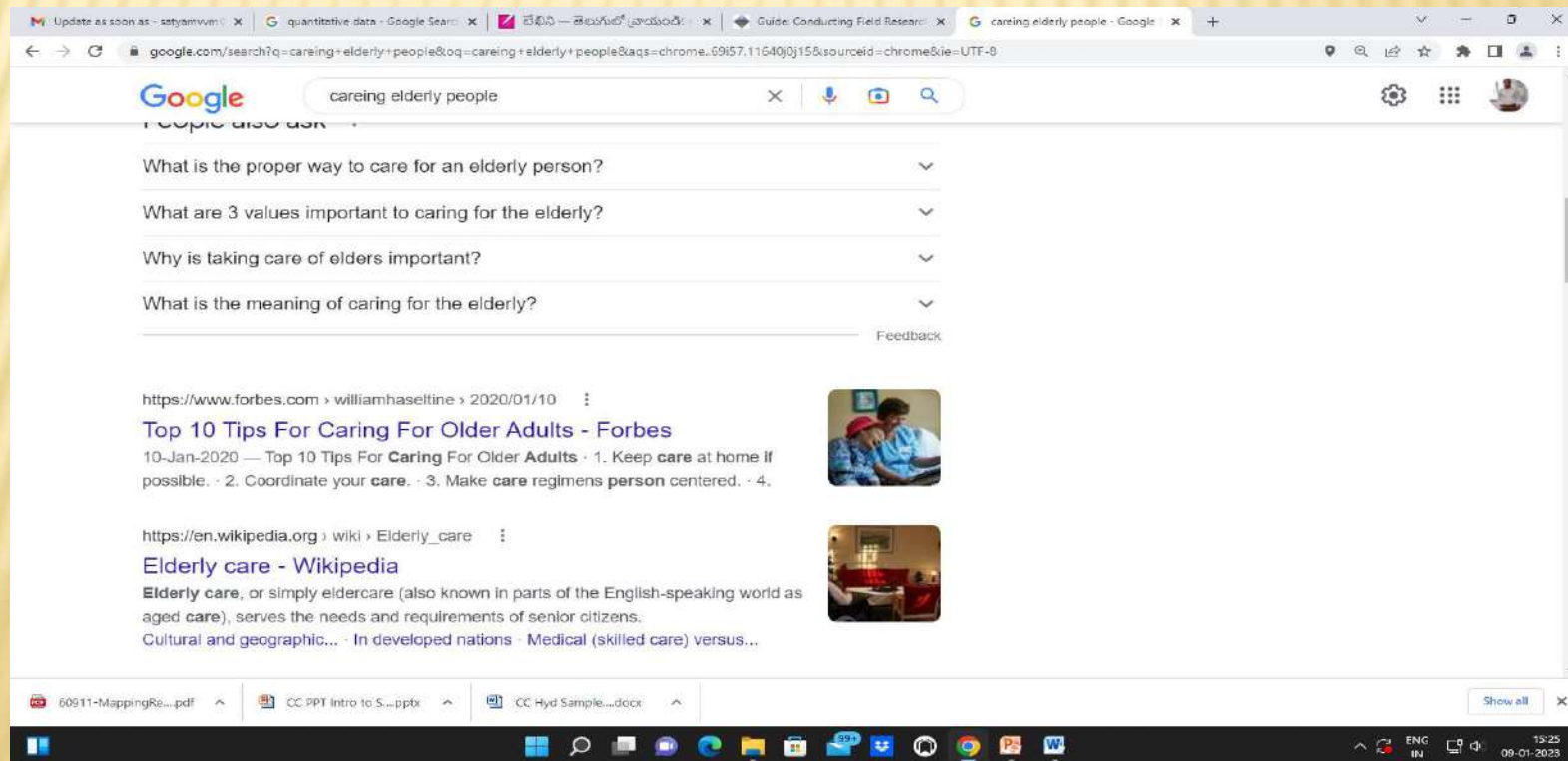
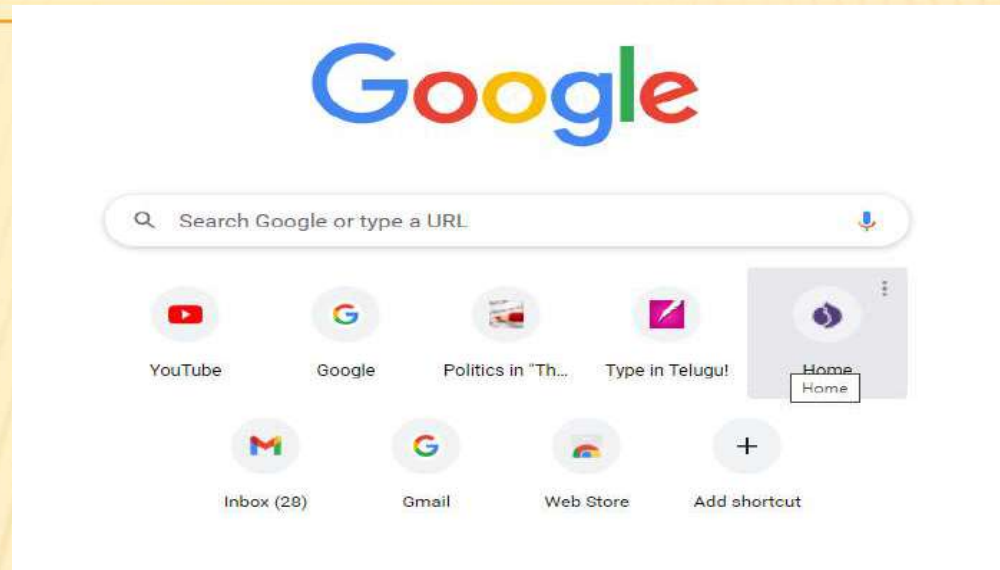
Uses of Internet

- Internet is being used mostly for Games and Entertainment
- It can be used more productively for:
 - a) Education
 - b) As Research Tool

Topic-focused Search

1. Searching a Phrase or a Word that can be found in the result (e.g., **Old Age Homes, Fake News**)
2. Searching a Phrase where the complete phrase can be found in the result (using inverted commas) e.g., “**Daily Garbage Collection by GHMC**”- “**Number of Shopkeepers fined for using plastic bags**” – “**Number of employers jailed for employing Child Labour in Telangana**” etc

Using Google Search as a Research Tool



Introduction to Basic Methods of Social Sciences

Field Work Plan

1. Selection of one of the 5 Topics by Students
2. Formation of Student Teams with 3 Members in each Team
3. Selection of One Issue by each Team
4. Preparation of Draft Questionnaires by each Team-
5. 6 copies to be prepared- 2 copies for each Team Member
6. Visit to Field for Interviews escorted by Teachers and Volunteers:
Time 2 hours- 2 interviews to be taken by each Team Member
7. Review and Finalisation of Questions after Field Visit- 30 Minutes

Interviews around their Homes

1. 10 copies of final Questionnaire to be prepared
2. 3 Students together interview 10 people
3. In Teams wherever possible or if individually, then 3 interviews each
4. Duration- 4 Hours over 2 days

All 3 Team Members prepare one Project Work Report whether they have done interviews individually or collectively

4. Data Analysis

Introduction to Basic Methods of Social Sciences

Data Analysis

After conducting the Interviews an analysis of the responses should be undertaken

For own understanding and the Project Work Report

An informal analysis can be undertaken by making a summary of the responses

Recommended

For Quantitative Questionnaires prepare a Table to note responses for all the questions and calculate percentages

Prepare Summary with percentages

This is optional for those who want to do it

Introduction to Basic Methods of Social Sciences

Questionnaire

QUESTIONNAIRE

- 1Q. Do you face problems in admitting your patient?
- 2Q. Do you think lack of money is the reason for your problems?
- 3Q. Do you think you have utilized the Government hospitals correctly?
- 4Q. Do you think government is supporting to Government hospitals in improving?
- 5Q. Is Government hospitals care only for poor people?
- 6Q. Are all the staff of Government hospitals qualified?
- 7Q. Do you think there is difference between private hospital and Government hospitals?
- 8Q. Do you agree with the facilities available in Government hospitals?
- 9Q. Do you see cleanliness in government hospital?
- 10Q. Do you agree that everything is having its strength and drawbacks in its own way?

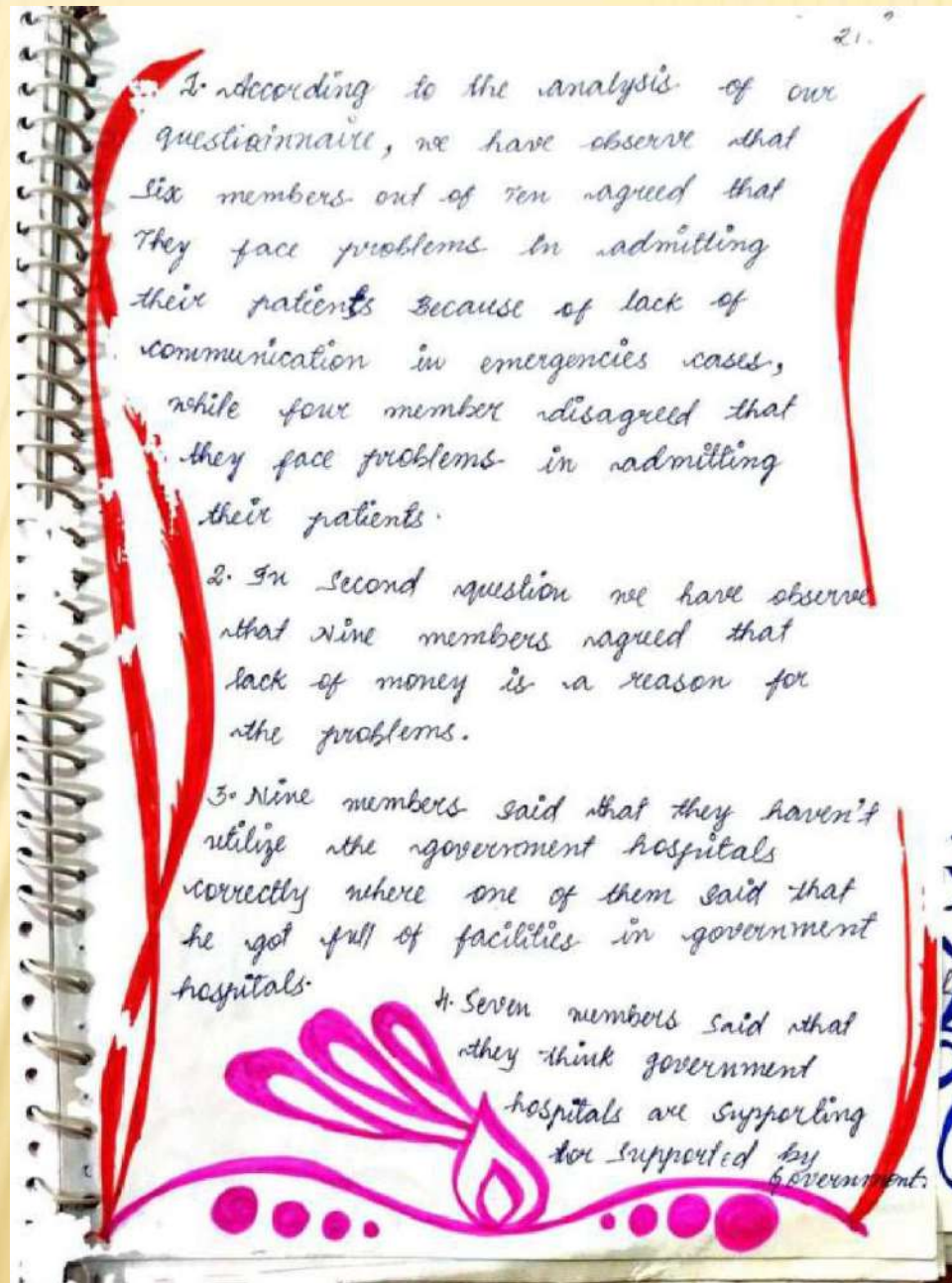
Introduction to Basic Methods of Social Sciences

Analysis Of Questionnaire

S.No		Q ₁	Q ₂	Q ₃	Q ₄	Q ₅	Q ₆	Q ₇	Q ₈	Q ₉	Q ₁₀
1.	Sumayya	Yes	Yes	No	Yes	No	No	Yes	Yes	No	Yes
2.	Masima	No	Yes	No	Yes	Yes	Yes	Yes	Yes	Yes	Yes
3.	Uzma	No	Yes	No	Yes	Yes	No	Yes	Yes	No	Yes
4.	John	Yes	Yes	No	No	No	No	Yes	No	Yes	Yes
5.	Rafath	Yes	No	No	Yes	No	Yes	Yes	Yes	Yes	Yes
6.	Ali	Yes	Yes	Yes	Yes	No	Yes	Yes	Yes	No	Yes
7.	Amer	No	Yes	No	No	Yes	Yes	Yes	No	Yes	Yes
8.	Qutija	Yes	Yes	No	Yes	No	Yes	Yes	No	No	Yes
9.	Omer	No	Yes	No	No	No	Yes	Yes	No	No	Yes
10.	Atifa	Yes	Yes	No	Yes	Yes	No	Yes	Yes	No	Yes

Introduction to Basic Methods of Social Sciences

Observations and Summary



5. Reporting

Introduction to Basic Methods of Social Sciences

Project Works Report- Content

Table of Contents

- × Introduction /Overview of the Problem / Topic- 1-2 Pages
- × Research Methodology- 1 Page
- × Review of Literature: in Bullet Points- 1- 2 Pages
- × References- 1 Page
- × Field Observations / Report in Bullet Points: 1-2 Pages
- × Interviews- 2- 3 Pages
- × Findings- Bullet Points- 1 Page
- × Recommendations for Solutions - Bullet Points- 1-2 Pages
- × Suggestions for Action - Bullet Points- 1-2 Pages
- × Action Taken by self / fellow students / groups / community/ organisations- Bullet Points- 1 – 2 Pages
- × Report of Representations to Elected Representatives and Officials- 1-2 Pages
- × Results Achieved: in Bullet Points - 1 – 2 Pages
- × Conclusions- 1 Page
- × Key Learning from Compassionate Citizenship Program- Bullet Points- 1 – 2 Pages
- × Acknowledgements- 1 Page

**Photos of Field Visit and others related to Topic-
To be pasted through the Report and at the end**

Thank You!